


# Hi, I'm Aura Air Mini

User Manual




## What's inside the box?



Aura Air Mini



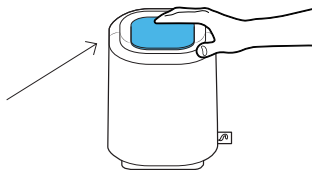
USB Cable



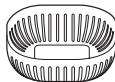
Case

## Device Activation

Press the top button  
for 3 seconds



← Pre-filter



← Bottom Cover

## LED Indication:



Fully charged



70% Battery Life



30% Battery Life



**Blinking:** Critical Battery Level



**Sequenced Blinking:** Charging

- Turn device on to display accurate battery levels

## Pre-Filter Cleaning

1. Unplug Aura Air Mini from any power sources.
2. Detach Bottom Cover.
3. Take out the Pre-filter.
4. Wash the Pre-filter with water (no chemicals).
5. Dry the Pre-filter before placing it back.

## Specifications

<b>Supply</b>	VDC, A	5.0 VDC 0.5A
<b>Temperature</b>	°C / °F	Operational: 0°C - 40°C, 32°F - 104°F Storage: -40°C - 85°C, -104°F -185°F
<b>Size</b>	mm	115mm/80mm/80mm 4.5 inch/3 inch/3inch
<b>Operating Humidity</b>	%	15-90%
<b>Battery</b>	VDC, A	3.7VDC 2000mAh



## General Instructions

**WARNING:** Read all safety information and operating instructions before using Aura Air Mini to avoid injury. Failure to follow these safety instructions could result in personal injury or damage to the Aura Air Mini or other property.

## Important Safety Instructions

**WARNING:** Extreme caution is required during the installation, operation, cleaning and maintenance of the Product by or around children under age 12 or anyone with reduced physical, sensory or mental capabilities, and whenever the Product is left operating and unattended by an adult. Children should be supervised to ensure that they do not play with the Product, its parts and packaging material.

Read, keep and follow these instructions.

Do not use this apparatus near water.

Do not block any ventilation openings.

Install in accordance with the manufacturer's instructions.

Do not use near any heat sources such as radiators, heat registers, stoves, or other apparatus that produce heat.

Refer all servicing to qualified service personnel. Servicing is required when the apparatus has been damaged in any way, liquid has been spilled or objects have fallen into the apparatus, the apparatus has been exposed to rain or moisture, does not operate normally, or has been dropped.

## Location

Do not operate Aura Air Mini outdoors. The Aura Air Mini unit is designed for indoor use only.

Aura Air Mini temperature is 0°– 40° C.

**WARNING:** Aura Air Mini contains a battery. Do not expose Aura Air Mini to excessive heat such as sunshine, fire or other equivalent.

## Repairing

**WARNING:** Do not attempt to open Aura Air Mini or disassemble it by yourself. Disassembly is not covered by the limited warranty. No user-serviceable parts inside.

## Handling

Your Aura Air Mini may be damaged by improper storage or handling. Be careful not to drop Aura Air Mini when transporting it.

## Operating Environment

Aura Air Mini works best in ambient temperatures between 0°– 40° C and can be stored at temperatures between -40°– 85° C.

## Charging

**Charge Aura Air Mini with the included USB cable, or with other third-party USB cable with C-type USB connector at one end.** When you use a power adapter to charge Aura Air Mini, make sure the charging cable is fully inserted into the power adaptor before you plug the adapter into the power outlet.

## Warranty

The manufacturer's warranty is one year from the date of purchasing.

See the website [www.auraair.io](http://www.auraair.io) for details.

**Make sure to carefully follow the instructions for installation and calibration, or you may damage the product.**

Aura Smart Air Ltd. reserves all rights to this document and the information contained herein. Products, names, logos and designs described herein may in whole or in part be subject to intellectual property rights. The information contained herein is provided "as is". No warranty of any kind, either express or implied, is made in relation to the accuracy, reliability, fitness for a particular purpose or content of this document. This document may be revised by **Aura** at any time. For most recent documents, please visit:

[www.auraair.io](http://www.auraair.io)

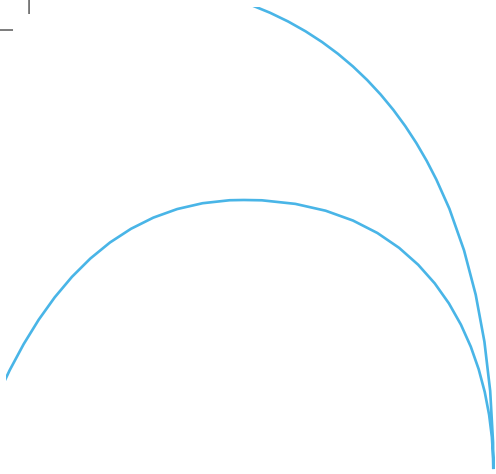




### Certifications



Copyright © 2020 - Aura Smart Air LTD.  
All rights reserved.



[www.auraair.io](http://www.auraair.io) | [info@auraair.io](mailto:info@auraair.io)